


A

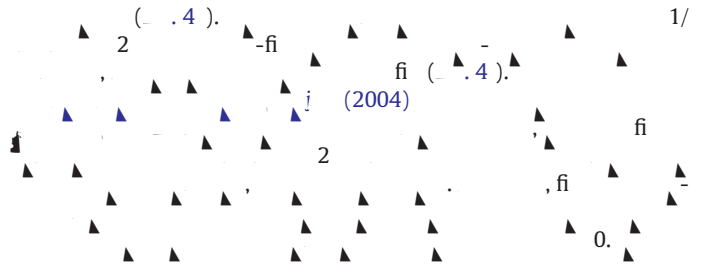




fl - ;
(, 1994; , 1999),
(, 2002).
fl
fl (>250°)
fl B),
fl
fl (<250°), 1994; B, , 1999).
(, 2002)
B
fl (. .
fl
fl).
fl
fl (, 2004).
A
A
A
A (, 2005)

fi
(.3).
(.3j)
B
1
0(3144) 294 -31423 56 4 1A8(6(312) 6
34 33 i60 (8438 376 5


3. Sedimentary context and mineral paragenesis
3.1. Underlying unit, member 1, member 3 and member 4 chert samples
5),



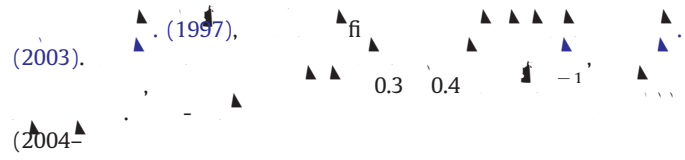
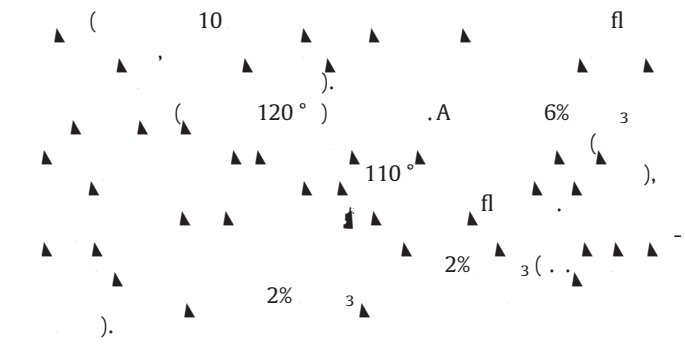




Carbonate samples:



Chert samples: A



(2004-

▲▲▲▲ fi ▲ ▲

5.1. Underlying cherts

B
▲▲▲▲ : 1) ▲▲▲▲ (▲▲▲▲) ▲▲▲▲ ; 2) ▲▲▲▲
▲▲▲▲ fi ▲▲▲▲ ; 3) ▲▲▲▲ (▲▲▲▲) ▲▲▲▲
AA12 ▲▲▲▲ AA14 ▲▲▲▲ (▲▲▲▲) ▲▲▲▲ fi
▲▲▲▲ (▲▲▲▲) ▲▲▲▲

5.2. Member 1

▲▲▲▲ 1
(▲▲▲▲) ▲▲▲▲ ▲▲▲▲ ▲▲▲▲
▲▲▲▲ ▲▲▲▲ ▲▲▲▲ ▲▲▲▲ ▲▲▲▲ ▲▲▲▲ ▲▲▲▲ ▲▲▲▲
▲▲▲▲ ▲▲▲▲ ▲▲▲▲ ▲▲▲▲ ▲▲▲▲ ▲▲▲▲ ▲▲▲▲ ▲▲▲▲
1 (▲▲▲▲) ▲▲▲▲ ▲▲▲▲ ▲▲▲▲ ▲▲▲▲ ▲▲▲▲ ▲▲▲▲ ▲▲▲▲
▲▲▲▲ ▲▲▲▲ ▲▲▲▲ ▲▲▲▲ ▲▲▲▲ ▲▲▲▲ ▲▲▲▲ ▲▲▲▲
(▲▲▲▲) ▲▲▲▲ ▲▲▲▲ ▲▲▲▲ ▲▲▲▲ ▲▲▲▲ ▲▲▲▲ ▲▲▲▲

5.3. Member 2

A ▲▲▲▲ ▲▲▲▲ ▲▲▲▲ ▲▲▲▲ 2 ▲▲




Fig. 6.




Fig. 7. (a) Cr (ppb), (b) Co (ppb), (c) Ni (ppb). (---) / (---)




Fig. 8.

2. A

Appendix A. Supplementary data

[10.1016/j.jmb.2009.11.013](https://doi.org/10.1016/j.jmb.2009.11.013)

References

- A. B., B., A., 2008. 2.9
- A. A., 72, 378-394. 1993.
- A. A., 57, 187-204. 2006
- A. A., 441, 714-718. 2006
- A. A., 41 (2), 190-197. 3.5
- A. A., B., 2007. 3.43
- A. A., 2007/11. B., 2007. 3.43
- A. A., 158 (3-4), 198-227. A.

▲ ▲ ▲ ▲ ▲ ▲ ▲ ▲ ▲ ▲ ▲ ▲ . A ▲ ▲ .